

april 2002
Number 33

The Dance Magazine

Monthly magazine for ballroom-dancers



NADB competition in Sport-centre "De Maaspoort" in 's-Hertogenbosch

Photo: Fred Bolder

This Dance-magazine is a monthly magazine made for and made by ballroom-dancers. Every month you can read about different subjects all concerning ballroom-dancing. We also give you the opportunity to put your add or messages in it. You can send them to me by e-mail.

The Dance-magazine is an edition from Fred Bolder's Ballroom Site

Url: <http://www.xs4all.nl/~fghb/ballroom.htm> or
<http://move.to/stijldansen>

e-mail: fghb@xs4all.nl

You can download this magazine as a Word-file for free.

The Dance Magazine also has its own domain.

url: <http://www.dansblad.nl>

Editors: Fred Bolder & Miranda Jager

Copyright

Nothing of this magazine is to be copied or made public, using print, photocopy, microfilm or by any other way, without written approval of the publisher.

Fred Bolder's Ballroom Site is not responsible for the correctness of the information in this magazine as well as for any damage caused by this information.

Het Dansblad

Index

Index.....	1
Make your own ballroom dance cd	2
Flamenco	3
Dance with me – the movie.....	5
Drums & Percussion part 2	7
Drums & Percussion - Roland R8 patterns	8
Drums & Percussion - Links	17
CD collection of the 70's	18
Comic	21
Dancing with your computer.....	22
Pictures NADB competition in 's-Hertogenbosch	25
Nice links.....	26

Het Dansblad

Make your own ballroom dance cd

By: Fred Bolder



If you have a cd writer then you can make a nice ballroom dance cd. Below every song you can see the link where you can download the mp3 file. All the mp3 files are from <http://www.mp3.com> so it is legal. Of course the songs are not famous, but they are very nice.


1 Cha Cha Italia	The Cha Cha Cha Allstars	Cha Cha Cha.....	33
	http://artists.mp3s.com/artists/178/the_cha_cha_cha_allstars.html			
2 Quiero Bailar Un Bolero.....	Leo Mejías	Bolero	21
	http://artists.mp3s.com/artists/108/leo_mejas.html			
3 Tango.....	The Goodies	Tango.....	34
	http://artists.mp3s.com/artists/274/the_goodies.html			
4 Oh, Samba!.....	M.D. Selig	Samba	52
	http://artists.mp3s.com/artists/183/md_selig.html			
5 Lookin' lucky	Woody Wills.....	Quickstep.....	52
	http://artists.mp3s.com/artists/79/woody_wills.html			
6 Everything's gonna be alright.....	The Rockitz	Slowfox.....	31
	http://artists.mp3s.com/artists/305/lee_bogan_the_rockits.html			
7 Just me and you	Jody Jenkins.....	Slow waltz	32
	http://artists.mp3s.com/artists/163/jody_jenkins.html			
8 Tango.....	Alex Badyanov	Tango.....	33
	http://artists.mp3s.com/artists/338/alex_badyanov.html			
9 Hey Nashvegas!.....	Jesse Dayton	Quickstep.....	47
	http://artists.mp3s.com/artists/180/jesse_dayton.html			
10	... We'll waltz again.....	Dash Rip Rock.....	Viennese waltz...	50
	http://artists.mp3s.com/artists/175/dash_rip_rock.html			
11	... Hey Jackson!!!.....	Five in love with Betty	Jive.....	36
	http://artists.mp3s.com/artists/26/five_in_love_with_betty.html			
12	... Waltz for Kayleigh	Phaede	Slow waltz	29
	http://artists.mp3s.com/artists/20/j_clarke_mcconnell.html			
13	... Sugar.....	Mickey Dean	Quickstep.....	49
	http://artists.mp3s.com/artists/9/mickey_dean_and_his_talking_gu.html			
14	... Long dark night	Josie Kreuzer	Jive.....	34
	http://artists.mp3s.com/artists/66/josie_kreuzer.html			
15	... Ahi Que Papisito.....	FBI Band	Merengue.....	81
	http://artists.mp3s.com/artists/144/la_fbi_band.html			

Het Dansblad

Flamenco

By: *Miranda*

“The flamenco is a passionate dance, because you use your whole body” were the words of a flamenco-dancer in an interview. Of course you use your whole body, just like in other dances and especially latin dancing, but flamenco-dancers look at this from another prospective. Dancers from the top of latin dancing will have another opinion. I believe that flamenco and latin dancing both have the same expression. You use your whole body: your feet, arms, hands and your face to make expressions. This expression can be temptation or sadness, but also joy or happiness.



With flamenco-dancing you immediately think about the ticking-sound of the rhythm. This sound it made by the shoes. The shoes have very little sharp material, which makes the ticking-sound. Another sound you can hear is the sound of the castagnette from the ladies.

The flamenco is usually danced by women. Of course men can also dance flamenco, but there is hardly any interest in that. The ladies are dressed traditionally in beautiful colored dresses from a lot of material. Nowadays, this is only for the show, but it is wise to wear a dress during your flamenco-lessons. The lady makes a lot of movements with her skirt, which gives an extra dimension to the dancing movements.

The music from the flamenco is called buleraias. This music is played by a guitar. Around 1400 the dancers only had clapping as their music, only later the guitar joined in. During the dancing, both dancer and musician say olé a lot. The words they sing are about that what life is about. The dancer tells a story with her movements. Most words find their existence in oppression, just like the blues.

The flamenco is from origin a Spanish dance, but nowadays the whole world dances it. More and more dancing schools teach these lessons. The flamenco is, like capoeira, a way of living and not only a play from music, singing and dancing. This way of living finds its origin around 1400 with the gypsies in Andalusia, South-Spain. Youth and old people gather at night to dance and make music. The gypsies grow up with the flamenco. Flamenco is an art, but also folk music.

Het Dansblad

There are different explanations for the word flamenco. Did the wild people from Vlaanderen (Flandes), who were different from the rest of the world, just like gypsies, have influence on it? Is it the flamingo-bird (in Spanish called flamenco)? Is it from the Arabian language, where fellah en mangu mean wandering person? Nobody can really tell the origin of the name flamenco.



What we can tell for certain, is that the popularity of flamenco-dancing increases. This is a dance for all ages.

If you want to see a movie about flamenco, you should see Vengo.

Source: Drentse Courant, Wednesday 10 October 2001
Viva, September 2001

Het Dansblad

Dance with me – the movie

By: *Fred Bolder*

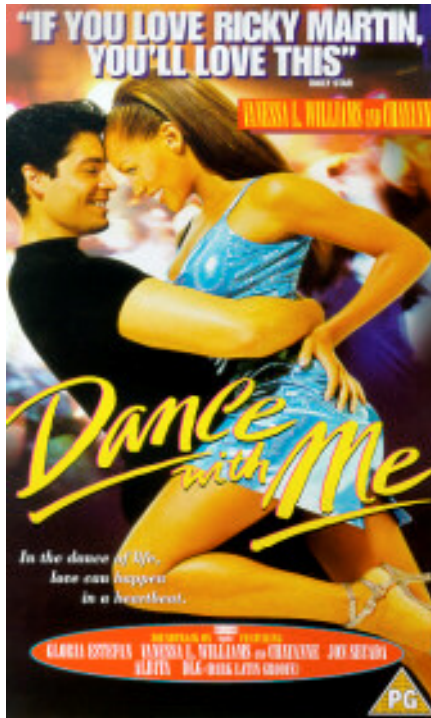
I wanted to write about this dance movie for a long time, and finally I got the time. I have seen a lot of dance movies, but I still like 'Dance with me' the best. Especially because you see so many different sites of dancing, like: taking dance lessons, dancing at a dance evening, dancing in a club, training en competition dancing. I also think the story is well put together. Beside the picture of the video, you can read the text from the backside of the video. You can also get this movie on DVD. The story in short: Rafael, a talented dancer, leaves Cuba to look for his father, who has a dance school, in Texas. He is offered a job as handyman in the dance school. His father John does not know that Rafael is his son. In the dance school he meets Ruby. Her technique is very good, but she lacks of passion and feeling. Rafael only dances with feeling and lacks in technique. At first Ruby does not open up for Rafael. She has come very far in the dancing world and Rafael is new in it. One moment they get closer and Rafael even takes Ruby to a dance club. Them dancing together is awful. A little while later Ruby sees Rafael dancing very well with somebody else. She thinks he is playing with her and walks away. Rafael can dance very well, but not in Ruby's way. Luckily everything turns out alright and they decide to go to the dance club once again. They are open for each other and the dancing is going fine. Ruby thinks that the room on the floor is too small, but Rafael confines her they have the whole floor and they show something spectacular.



During the dancing, they switch partners very often and Ruby sees all the corners of the room. You do not know what you see. This is very spectacular, because everybody is dancing in a different way.

Het Dansblad

Rafael even dance at a dancing competition. Actually I wrote way too much about this movie, but I am very enthusiastic about it. Buy or rent this movie, because you should not miss it as a real dancer! Visit the links for more information about the film and online dance lessons.



Dance with Me

Rafael Salinas (Chayanne) leaves the poverty of his home in Cuba for the bright lights of America with nothing but his adventurous spirit and talent for dance. He heads to Texas where his estranged father, John runs a dance school. John is unaware that Rafael is his son. He gives the boy a job, as a general repair man. Rafael watches the dancers at work, preparing for the Las Vegas Dance-o-rama. One dancers, Ruby (Vanessa Williams) is technically brilliant but lacks any passion or romance. Rafael tries some of the steps, but his style is too bold and passionate. However, when one of the dancers is taken ill, Rafael steps in. Now he must prove he can dance, bring some passion to Ruby's talent and win the Dance-o-rama before becoming his father's son.

120 minutes

Price: about 21 euro

Links

<http://www.spe.sony.com/movies/dancewithme/>

<http://movieweb.com/movie/dancewme/>

Het Dansblad

Drums & Percussion part 2

By: Fred Bolder

In number 31 of The Dance Magazine you can find part 1 of Drums & Percussion. Part 1 is about the Latin-American dances and now it is time for the Standard dances. The big difference is that mostly no percussions instruments are used for the music of the Standard dances. Of course it is no problem to use them. Look for example at "Slow waltz 6". I understand that not all dancers want to know everything about rhythms, but I also know that some dancers including me find this very interesting. In a magazine with rhythms I also place many other articles to make it nice for everybody. Together with part 1 you have now a unique collection of dance rhythms. It's your lucky day if you have a Roland R8 MKII rhythm composer just like me, because then you can use the tables without changing anything. Of course you can also use the tables for other drum computers. If you have problems finding the first beat of a bar or you just want to know more about the rhythms then



you can study the tables. The value indicates how hard an instrument is played. Listen to a ballroom dance cd and try to recognize the different rhythms. Start for example with an easy Viennese waltz.

The tempo of the Slow waltz is two times slower than the tempo of the Viennese waltz, but also the rhythm is different. If you listen to a slow waltz you can hear the bass drum (kick) on count 1, but also often just before the start of a bar (position 9 in the tables). Of course after position 9 we start over again. While dancing the

Slow waltz you can use several rhythm variations like for example 1 2 & 3, 1 & 2 3 of 1 2 3 &. How you have to dance & depends of the feel of the music (triplet or straight). If you listen to the Slow waltz music you can hear the hi-hat playing these variations.

The Quickstep rhythm looks a lot like the Jive rhythm. Mostly only the tempo is higher. On the counts 1 and 3 you can hear the bass drum and on the counts 2 and 4 you can hear the snare. A dance teacher mostly counts two times slower. That is no problem for dancing, but it is not correct. Don't get confused by that.

Het Dansblad

Drums & Percussion - Roland R8 patterns

Programmed by Fred Bolder

50	Slow waltz 1	60	Tango 1	70	Slow foxtrot 1
51	Slow waltz 2	61	Tango 2	71	Slow foxtrot 2
52	Slow waltz 3	62		72	Slow foxtrot 3
53	Slow waltz 4	63		73	
54	Slow waltz 5	64		74	
55	Slow waltz 6	65		75	
56		66		76	
57		67		77	
58		68		78	
59		69		79	

80	Quickstep 1	90	Viennese waltz 1		
81	Quickstep 2	91	Viennese waltz 2		
82	Quickstep 3	92	Viennese waltz 3		
83	Quickstep 4	93			
84		94			
85		95			
86		96			
87		97			
88		98			
89		99			

Het Dansblad

50.. SWALTZ1.....Slow waltz 1

Bar 1		1	2	3	4	5	6	7	8	9
MUSCL_K	K17	100								90
SIDSTK1	S39							100		
CLSD_H4	H04				100			100		

Bar 2		1	2	3	4	5	6	7	8	9
MUSCL_K	K17	100								
SIDSTK1	S39							100		
CLSD_H4	H04				100			100		

Inst list

MUSCL_K	Kick
SIDSTK1	Side Stick
CLSD_H4	Closed Hi-Hat

51.. SWALTZ2.....Slow waltz 2

Bar 1		1	2	3	4	5	6	7	8	9
MUSCL_K	K17	100								90
LA_S	S10							100		
CLSD_H4	H04	100		90	100		90	100		90

Bar 2		1	2	3	4	5	6	7	8	9
MUSCL_K	K17	100								
LA_S	S10							100		
CLSD_H4	H04	100		90	100		90	100		90

Inst list

MUSCL_K	Kick
LA_S	Snare
CLSD_H4	Closed Hi-Hat

52.. SWALTZ3.....Slow waltz 3

Bar 1		1	2	3	4	5	6	7	8	9
MUSCL_K	K17	100								90
SIDSTK1	S39				100			100		
CLSD_H4	H04	100		90	100		90	100		
OPEN_H4	H05									90

Inst list

MUSCL_K	Kick
SIDSTK1	Side Stick
CLSD_H4	Closed Hi-Hat
OPEN_H4	Open Hi-Hat

Het Dansblad

53.. SWALTZ4.....Slow waltz 4

Bar 1		1	2	3	4	5	6	7	8	9
MUSCL_K	K17	100								90
RIMSHT1	S17							100		
CLSD_H4	H04				100			100		
RIVETRD	Y08	100			100			100		

Inst list

MUSCL_K	Kick
RIMSHT1	Rim Shot
CLSD_H4	Closed Hi-Hat
RIVETRD	Ride Cymbal

54.. SWALTZ5.....Slow waltz 5

Bar 1		1	2	3	4	5	6	7	8	9
MUSCL_K	K17	100								90
RIMSHT1	S17				100					
CLSD_H4	H04	100			100			100		

Bar 2		1	2	3	4	5	6	7	8	9
MUSCL_K	K17	100								90
RIMSHT1	S17				100			100		
CLSD_H4	H04	100			100			100		

Inst list

MUSCL_K	Kick
RIMSHT1	Rim Shot
CLSD_H4	Closed Hi-Hat

55.. SWALTZ6.....Slow waltz 6

Bar 1		1	2	3	4	5	6	7	8	9	10	11	12
LOW_CG	P14									100		100	
SLAP_CG	P16					100							
MUTE_CG	P17			100				100					
SHAKER1	P25	100		90	90	100		90		100		90	
HIGH_CG	C17	100											

Inst list

LOW_CG	Low Conga
SLAP_CG	Slap Conga
MUTE_CG	Mute Conga
SHAKER1	Shaker
HIGH_CG	High Conga

Het Dansblad

60.. TANGO1 Tango 1

Bar 1		1	2	3	4	5	6	7	8	9	10	11	12	13	14	15	16
WOOD_K3	K30	100				100				100				100			
TIGHT_S	S24	100				100				100				100		100	
CLSD_H4	H04	100				100				100				100			
OPEN_H4	H05															100	

Inst list

WOOD_K3	Kick
TIGHT_S	Snare
CLSD_H4	Closed Hi-Hat
OPEN_H4	Open Hi-Hat

61.. TANGO2 Tango 2

Bar 1		1	2	3	4	5	6	7	8	9	10	11	12	13	14	15	16
WOOD_K3	K30	100				100				100				100			
TIGHT_S	S24	100				100				100				100		100	100
CLSD_H4	H04	100				100				100				100			
OPEN_H4	H05															100	

Inst list

WOOD_K3	Kick
TIGHT_S	Snare
CLSD_H4	Closed Hi-Hat
OPEN_H4	Open Hi-Hat

Het Dansblad

70.. SLOWFOX1Slow foxtrot 1

Bar 1		1	2	3	4	5	6	7	8	9	10	11	12
SOFT_K	K24	100					90	100					
SWIS_S2	S31	100			100		100	100			100		100
BRCL_H1	H16				100						100		
FNGSNP2	X01				110						110		

Inst list

SOFT_K	Kick
SWIS_S2	Brush Snare
BRCL_H1	Brush Hi-Hat
FNGSNP2	Finger Snap

71.. SLOWFOX2Slow foxtrot 2

Bar 1		1	2	3	4	5	6	7	8	9	10	11	12
SOFT_K	K24	100											
SIDSTK4	S40										100		
PDAL_H4	H06				100						100		
BRRD_C1	Y09	100			100		100	100			100		100

Inst list

SOFT_K	Kick
SIDSTK4	Side Stick
PDAL_H4	Pedal Hi-Hat
BRRD_C1	Brush Ride Cymbal

72.. SLOWFOX3Slow foxtrot 3

Bar 1		1	2	3	4	5	6	7	8	9	10	11	12
MUSCL_K	K17	100					90	100					90
SIDSTK4	S40				100						100		
RIVETRD	Y08	100			100			100			100		

Inst list

MUSCL_K	Kick
SIDSTK4	Side Stick
RIVETRD	Ride Cymbal

Het Dansblad

80.. QSTEP1..... Quickstep 1

Bar 1		1	2	3	4	5	6	7	8	9	10	11	12
MUSCL_K	K17	100						100					
LA_S	S10				100						100		
CLSD_H4	H04				100		90				100		90
OPEN_H4	H05	100						100					

Inst list

MUSCL_K	Kick
LA_S	Snare
CLSD_H4	Closed Hi-Hat
OPEN_H4	Open Hi-Hat

81.. QSTEP2..... Quickstep 2

Bar 1		1	2	3	4	5	6	7	8	9	10	11	12
SOFT_K	K24	100						100					
TIGHT_S	S24				100						100		
CLSD_H4	H04	100		90	100		90	100		90	100		90

Inst list

SOFT_K	Kick
TIGHT_S	Snare
CLSD_H4	Closed Hi-Hat

82.. QSTEP3..... Quickstep 3

Bar 1		1	2	3	4	5	6	7	8	9	10	11	12
SOFT_K	K24	100						100					
SIDSTK4	S40				100						100		
BRCL_H1	H16				100		90				100		90
BROP_H1	H17	100						100					

Inst list

SOFT_K	Kick
SIDSTK4	Side Stick
BRCL_H1	Brush Closed Hi-Hat
BROP_H1	Brush Open Hi-Hat

Het Dansblad

83.. QSTEP4..... Quickstep 4

Bar 1		1	2	3	4	5	6	7	8	9	10	11	12
SOFT_K	K24	100						100					
TIGHT_S	S24				100						100		
CLSD_H4	H04	100			100		90	100			100		90

Bar 2		1	2	3	4	5	6	7	8	9	10	11	12
SOFT_K	K24	100						100					
TIGHT_S	S24				100					90	100		
CLSD_H4	H04	100			100		90	100			100		90

Inst list

SOFT_K	Kick
TIGHT_S	Snare
CLSD_H4	Closed Hi-Hat

Het Dansblad

90.. VWALTZ1 Viennese waltz 1

Bar 1		1	2	3	4	5	6	7	8	9
DRY_K1	K06	100								
TIGHT_S	S24				100			100		
PDAL_H4	H06				100					
RIVETRD	Y08	100								

Bar 2		1	2	3	4	5	6	7	8	9
DRY_K1	K06	100								
TIGHT_S	S24				100			100		
PDAL_H4	H06				100					
RIVETRD	Y08	100								

Bar 3		1	2	3	4	5	6	7	8	9
DRY_K1	K06	100								
TIGHT_S	S24				100			100		
PDAL_H4	H06				100					
RIVETRD	Y08	100								

Bar 4		1	2	3	4	5	6	7	8	9
DRY_K1	K06	100								
TIGHT_S	S24			90	100			100		
PDAL_H4	H06				100					
RIVETRD	Y08	100								

Inst list

DRY_K1	Kick
TIGHT_S	Snare
PDAL_H4	Pedal Hi-Hat
RIVETRD	Ride Cymbal

91.. VWALTZ2 Viennese waltz 2

Bar 1		1	2	3	4	5	6	7	8	9
DRY_K1	K06	100								
TIGHT_S	S24				100			100		
PDAL_H4	H06				100					
RIVETRD	Y08	100								

Inst list

DRY_K1	Kick
TIGHT_S	Snare
PDAL_H4	Pedal Hi-Hat
RIVETRD	Ride Cymbal

Het Dansblad

92.. VWALTZ3 Viennese waltz 3

Bar 1		1	2	3	4	5	6	7	8	9
DRY_K1	K06	100								
TIGHT_S	S24			90				100		
PDAL_H4	H06				100					
RIVETRD	Y08	100								

Bar 2		1	2	3	4	5	6	7	8	9
DRY_K1	K06	100								
TIGHT_S	S24			90	100			100		
PDAL_H4	H06				100					
RIVETRD	Y08	100								

Inst list

DRY_K1	Kick
TIGHT_S	Snare
PDAL_H4	Pedal Hi-Hat
RIVETRD	Ride Cymbal

Het Dansblad

Drums & Percussion - Links

By: *Fred Bolder*

Waltz drum patterns

<http://catalog.com/drummers/waltz01.html>

Tango drum patterns

<http://comunidad.ciudad.com.ar/ciudadanos/alexsanguinetti/OnlineLessonsEnglish.htm>

Drummers institute of Georgia

<http://www.digdrums.com/RhythmsFills.htm>

Rhythms

<http://home-3.worldonline.nl/~stolp01/daan/drumpage/rhythms.html>

Swing Style Essentials

<http://www.thedrumclub.com/DRUMSET/essentialstyles/swing/swingpt1/swing1.HTM>

MIDI drum patterns

http://bobo.link.cs.cmu.edu/qpd/localdata/DRUM_PATTERNS/

Pattern Sequencers

<http://www.sonicspot.com/beatsequencers.html>

Percussie

<http://www.renesenn.de/perkuss.htm>

Electronic Drums

<http://www.electronicdrums.com/>

Percussion Techniques

<http://www.adtdl.army.mil/cgi-bin/atdl.dll/tc/12-43/appd.htm> ☺

<http://www.adtdl.army.mil/cgi-bin/atdl.dll/tc/12-43/ch10.htm>

Conga Rhythms

http://www.congaplace.com/instrument/congas/menu_ritmi_ita.htm

Het Dansblad

CD collection of the 70's

By: Fred Bolder



In number 31 of the dance magazine you can read about the 50's CDs of this huge series. Now it's time for for the 70's. There are 2 boxes with each 5 CDs. On every CD there are about 20 songs. One box cost 27,20 euro. Of course, that is cheap for this quality. Below you can find the songs that are suitable for dancing.

EMI Plus <http://www.emiplus.com>

1000 Original Hits

1970-1974 Catalogue Number: 724356404526

1975-1979 Catalogue Number: 724356405127

1970

2	Raindrops keep falling on my head	B.J. Thomas	Slow foxtrot	26
5	Vietnam	Jimmy Cliff	Cha Cha Cha	28
6	Good morning freedom	Blue Mink	Quickstep	47 ☺
7	Let's work together	Canned Heat	Cha Cha Cha	30
8	Never marry a railroad man	Shocking Blue	Cha Cha Cha	33
9	Years may come, years may go	Herman Hermits	Slow foxtrot	29
10	Gimme dat ding	Pipkins	Quickstep	48 ☺
12	She likes weeds	Tee Set	Cha Cha Cha	33
15	Spanish eyes	Al Martino	Rumba	28
16	All I have to do is dream	Glen Campbell & Bobbie Gentry	Rumba	24
18	Little green bag	George Baker Selection	Quickstep	52 ☺

1971

2	She's a lady	Tom Jones	Cha Cha Cha	30
6	Here comes that rainy day feeling.....	Fortunes	Cha Cha Cha	31
14	Freedom come, freedom go	Fortunes	Quickstep	42
15	Another time, another place	Engelbert Humperdinck	Quickstep	40
16	Mr. Bojangles	Nitty Gritty Dirt Band	Viennese waltz	52 ☺
18	Don't let it die	Hurricane Smith	Rumba	23
19	Ernie-the fastest milkman in the west	Benny Hill	Paso Doble	64

Het Dansblad

1972

2	Sugar me	Lynsey de Paul	Quickstep	46
4	Memories	Earth & Fire	Cha Cha Cha	33
7	Go all the way	The Raspberries	Cha Cha Cha	33
11	Where did our love go	Donnie Elbert	Jive	32
14	Mexico	Les Humphries Singers	Quickstep	46 ☺
15	You make my life so beautiful	Alex Harvey	Rumba	27
16	Sister Jane	New World	Slow foxtrot	31
17	Rock & Roll (part 1)	Gary Glitter	Jive	32
19	Oh babe what would you say	Hurricane Smith	Quickstep	38

1973

3	See my baby jive	Wizzard	Jive	35
5	10CC	Rubber bullets	Jive	37
7	Hooked on a feeling	Blue Suede	Cha Cha Cha	30
8	Radar love	Golden Earring	Quickstep	50 ☺
9	Can the can	Suzi Quatro	Jive	33
18	Heart of stone	Kenny	Cha Cha Cha	31
19	Why can't we live together	Timmy Thomas	Rumba	26 ☺
20	Brother Louie	Hot Chocolate	Rumba	27

1974

2	Rock your baby	George McCrae	Samba	52 ☺
6	Devil gate drive	Suzi Quatro	Jive	33
9	Rock me gently	Andy Kim	Cha Cha Cha	31
11	One man band	Leo Sayer	Slow foxtrot	32
12	Sad sweet dreamer	Sweet Sensation	Rumba	26
13	Emma	Hot Chocolate	Rumba	25
18	Do it	B.T. Express	Samba	53
19	Beach baby	First Class	Jive	34

1975

2	Swing your daddy	Jim Gilstrap	Slow foxtrot	28
3	Sugar candy kisses	Mac & Katie Kissoon	Cha Cha Cha	29
6	Januari	Pilot	Cha Cha Cha	32
8	You sexy thing	Hot Chocolate	Samba	53
10	Blanket on the ground	Billie Jo Spears	Quickstep	43
12	Barbados	Typically tropical	Quickstep	51
16	El bimbo	Bimbo Jet	Samba	57

Het Dansblad

1976

1	Movie star	Harpo	Paso Doble	60
7	Sunshine day	Osibisa	Cha Cha Cha	29 ☺
14	Boogie fever	Sylvers	Cha Cha Cha	33
15	The combine harvester	Wurzels	Quickstep	49
20	Mississippi	Pussycat	Cha Cha Cha	31

1977

1	Spanish stroll	Mink DeVille	Cha Cha Cha	33 ☺
2	Year of the cat	Al Steward	Cha Cha Cha	29
17	2-4-6-8 motorway	Tom Robinson Band	Tango	31
18	The floral dance	Brighthouse & Rastrick Brass Band	Quickstep	42
19	Isn't she lovely	David Parton	Slow foxtrot	30

1978


1	Get off	Foxy	Cha Cha Cha	33
3	Baker street	Gerry Rafferty	Cha Cha Cha	29
4	B-A-B-Y	Rachel Sweet	Cha Cha Cha	30
8	Lay your love on me	Racey	Quickstep / Jive	43
16	Greased lightin'	John Travolta	Jive	40
17	If you can't give me love	Suzi Quatro	Cha Cha Cha	33

1979

1	Please don't go	KC & The Sunshine Band	Rumba	24
2	Ring my bell	Anita Ward	Cha Cha Cha	31
3	Some girls	Racey	Quickstep	46
9	When you're in love with a beautiful..	Dr. Hook	Samba	55
10	Theme from deer hunter	The Shadows	Slow waltz	27
15	O.K. Fred	Errol Dunkley	Quickstep	46 ☺
16	A message to Rudy	The Specials	Quickstep	51 ☺
17	Milk and alcohol	Dr. Feelgood	Jive	41

Het Dansblad

Comic



Credits: Debbie Gauthier, Ont, Canada, for the great ideal


Het Dansblad

Dancing with your computer

By: Fred Bolder

There is a new version of my dance software DansCAD.
You can download this software for free at my site.

<http://www.xs4all.nl/~fghb/07e.htm>



With this version it is possible to use more dance couples. We have learned the Cuban Rumba as a group dance so had to change DansCAD. It was a lot of work, but now you can have a maximum of 6 couples on the dance floor at the same time. Of course I had to change some commands.

NEW

When using the NEW command you have to specify the number of dance couples.

Command: new

Are you sure? <N>: y

Number of couples <1>: 3 (number of dance couples)

COUPLES

With this new command you can insert or delete dance couples. You can also copy dance couples by a specified pattern.

Insert dance couples

Command: couples

Array/Delete/Insert <I>: i

When you insert a dance couple it can look like there is only one couple because of the same positions. Use the MOVE command to move a dance couple.

Delete dance couples

Command: couples

Array/Delete/Insert <I>: d

If you delete a dance couple then all data of that couple will be deleted! There has to be at least one couple on the dance floor.

Het Dansblad

Copy dance couples by a specified pattern

Use the Array option and choose the copy pattern. With the Linear option the couples will be copied over a straight line. You have to specify two points to define the direction and the distance between two couples.

Command: couples
Array/Delete/Insert <I>: a
Linear/Polar/Rectangular <P>: l
Enter the number of couples <1>: 4 (number of couples)
First point:
Second point:

With the Polar option the couples will be copied in a circle shape pattern. Met de optie Polar wordt er in een cirkelvormig patroon gekopieerd. Use a negative angle value for the opposite direction.

Command: couples
Array/Delete/Insert <I>: a
Linear/Polar/Rectangular <P>: p
Specify center point of array: (centerpoint of circle)
Enter the number of couples <1>: 3 (number of couples)
Specify the angle to fill <360.00>: 360 (total angle)

Use the Rectangular option to copy in a rectangle shape pattern. You have to specify the rows and columns.

Command: couples
Array/Delete/Insert <I>: a
Linear/Polar/Rectangular <P>: r
Enter the number of rows (---) <1>: 2
Enter the number of columns (|||) <1>: 3
Enter distance between rows <150.00>: 200
Enter distance between columns <150.00>: 200

LIST

With the LIST command you can now see the number of the couple. In the example below the man's left foot of couple 1 is selected.

Command: list
Select object: (selecteer een voet)
Man 1 left foot X=250.00 Y=250.00 Angle=0.00 Data=0

Het Dansblad

COPY

The COPY command has changed a lot. First you have to specify the step range. Then you have to specify the data that you want to copy. In the example you can see how to copy the data of a dance couple.

```
Command: copy
[STEPS] All/Block/Number <N>: a
[DATA] All/Couple/Lady/Man/Positions/Text <A>: c
Copy couple <1>: 1
to couple <1>: 2
Delta X <0.00>: 100
Delta Y <0.00>: 0
```

Select

You can now make special selections very easily. In the example below you can see how to move dance couple 2.

```
Command: move
Select objects: s
Couple/Ladies/Men <C>: c
Number <1>: 2
4 found 0 duplicate
Select objects: <Enter>
Base point or All/Block/Current: a
Base point or All/Block/Current: 0,0
Second point of displacement: 100,0
```

Display

Use the DISPLAY command to set the display. If the display of L/R marks is switched on and there are more couples then the number of the couple will be displayed instead of L or R. The color of the text makes it easy to recognize the left or right foot (red=left green=right).

Text

To avoid memory problems there are no separate text strings per couple.

Het Dansblad

Pictures NADB competition in 's-Hertogenbosch



17-03-2002 – NADB competition in 's-Hertogenbosch

Pictures: Fred Bolder

Het Dansblad

Nice links

MIDI for ballroom dancing

<http://www.labambolina.it/main.htm> ☺

<http://members.iinet.net.au/~bluep/skatemusic/midis.html>

<http://www.swissbyteshop.ch/heinz/midis.html>

Dancefever Danskleding

<http://www.dancefever.nl>

Dance clothes

Flamenco Pagina

<http://flamenco.pagina.nl/>

Links to Flamenco sites

Gooisch Dans Orkest

<http://www.dansorkest.nl/>

Now also with sound samples

Flamenco.nl

<http://www.flamenco.nl/>

Dutch site with a lot of information about the Flamenco

Dance Calculation

<http://miheysoft.softdepia.com/>

Very handy for dance competitions